


# Code.org Professional Learning Partner

---

**Guidelines for effectively co-branding your organization  
as a Code.org Professional Learning Partner**


March 2016



# Code.org Professional Learning Partner

## Code.org Professional Learning Partner Logo

This **Professional Learning Partner logo** is an asset you can use to identify your organization as one that is supported by Code.org and approved to provide Code.org professional learning programs.



Our Code.org Professional Learning Partner logo is composed of two elements, the Code.org “computer keys” symbol, and the wordmark—which is the lettered word—combined into one graphic, known as the **logo signature**. The two elements are always arranged in a fixed relationship, so don’t alter them in any way. Use the approved artwork, don’t ever re-create it.

When you use our Professional Learning Partner logo, make sure everything is crisp and clear, and that the colors are consistent no matter what the medium or substrate.


## Terms of Service

The CODE® logo design is a registered trademark of Code.org. You may only use the Code.org logo or trademark with the permission of Code.org, and only in reference to Code.org. Mash-ups or combinations of the Code.org logo or name with other logos or names are specifically prohibited.

# Code.org Professional Learning Partner

## Signature Versions

There are two versions of the Professional Learning Partner signature to provide maximum design flexibility. This way our logo looks great in any layout!



Horizontal Signature



Vertical Signature

## Reverse Wordmark Versions

We also provide horizontal and vertical versions of the Professional Learning Partner signature with a white (reverse) wordmark. Use these versions if you are placing the signature over a midtone or photographic background that makes the wordmark otherwise difficult to read.

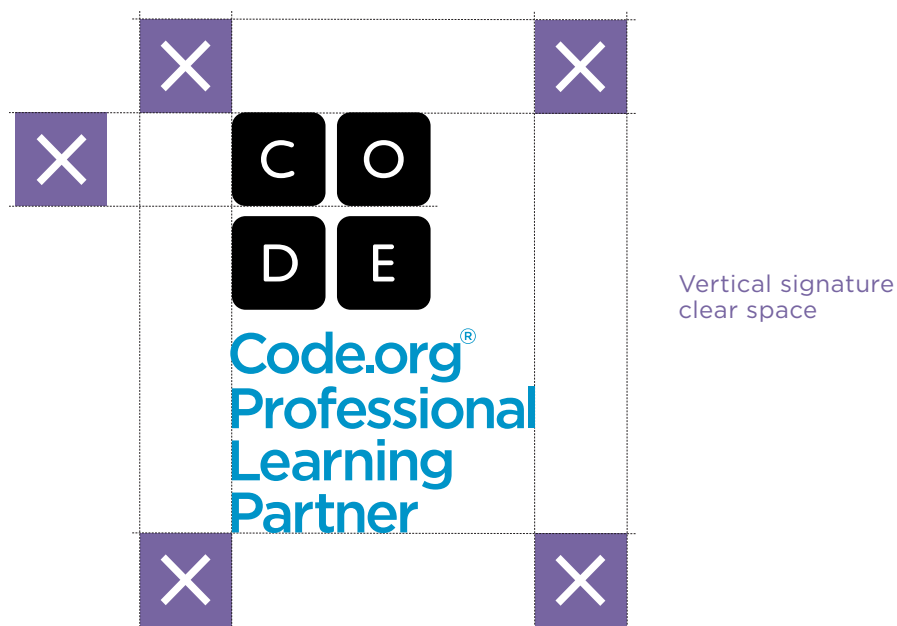


Be cautious when placing the Professional Learning Partner logo on background colors or on photographic backgrounds that may compromise readability.

# Code.org Professional Learning Partner

## How to use it: clear space

We know that layout space is always at a premium. But please give our Professional Learning Partner logo the room it needs to breathe, draw the eye, and get the attention it deserves. A clear space equal to the height of the symbol “computer key” must always be maintained around the signature. Keep other graphics out of this space.



# Code.org Professional Learning Partner

## How to use it: minimum sizes

In order to maintain legibility, please don't use the Professional Learning Partner logo signature at sizes smaller than specified below—for print or for online application.



Horizontal Signature:  
1 inch for print  
72 pixels online



Vertical Signature:  
.444 inch for print  
32 pixels online

## Signature colors

The primary Code.org Professional Learning Partner logo signature colors are black and blue. In addition, there are grayscale and black-only versions that can be used for 1-color or photocopy reproduction if necessary.



**Primary: black + blue**  
PMS 639  
RGB Or 148g 201b  
CMYK: 100c 20m 10y 0k



**Grayscale: black + 60% black**  
CMYK: 0c 0m 0y 60k



**Black: black only**  
CMYK: 0c 0m 0y 100k

Always use the primary black and blue version whenever possible. Never use the black or grayscale versions for online application.

# Code.org Professional Learning Partner

## Need help?

For more information, or to obtain assets, contact [partner@code.org](mailto:partner@code.org).