




Unplugged

Name: _____

Date: _____

For Loop Fun

Assessment Worksheet

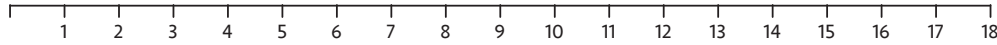


Below, you will find three rounds of the For Loop Game, along with what each player rolled during their turn. Fill out the number lines and tally the scores for each round. Who won the game?

ROUND 1

Player 1

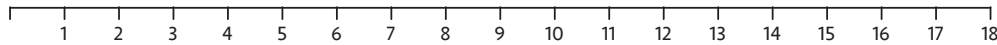
For values of X from 1 to 18 step by 4
starting value stopping value step



SCORE

Player 2

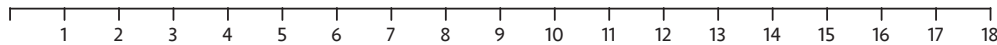
For values of X from 3 to 11 step by 2
starting value stopping value step



ROUND 2

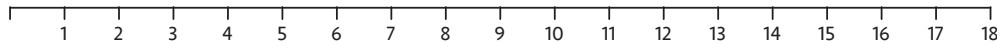
Player 1

For values of X from 3 to 17 step by 5
starting value stopping value step



Player 2

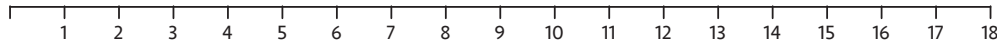
For values of X from 5 to 17 step by 3
starting value stopping value step



ROUND 3

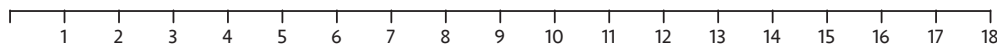
Player 1

For values of X from 6 to 11 step by 1
starting value stopping value step



Player 2

For values of X from 2 to 15 step by 6
starting value stopping value step



Directions:

- * Use the number lines to trace the “for loop” for each turn
 - * Start by circling the number at the starting value of X
 - * Count down the number line, circling the numbers at the correct step
 - * Stop when you get to the stopping value
- * Add all of the circled values to get the score for your round
- * Best 2 out of 3 Wins

WHO WON?
PLAYER # _____