




Unplugged

Name: _____

Date: _____


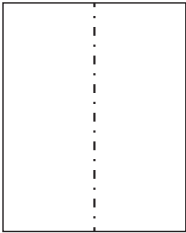

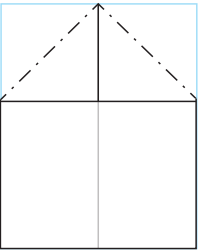
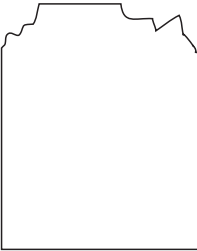
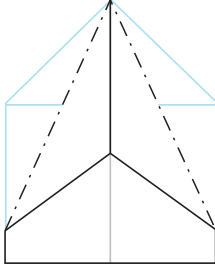
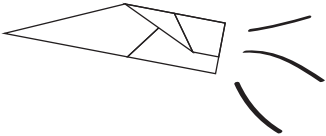
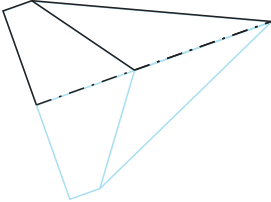
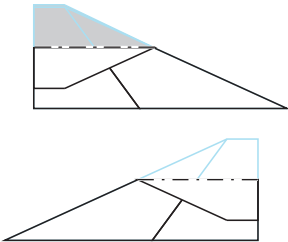
Real-Life Algorithms

Paper Airplane Worksheet



You can use algorithms to help describe things that people do every day. In this activity, we will create an algorithm to help each other make paper airplanes.

Cut out the steps of making an airplane below. Glue the six the correct steps, in order, onto a separate piece of paper. Trade your finished algorithm with another person or group and let them use it to make an actual flying model paper plane!

 <p>CUT CENTER OUT OF PAPER</p>	 <p>CREASE PAPER DOWN THE CENTER</p>	 <p>CRUMBLE PAPER</p>
 <p>FOLD TOP CORNERS TO CENTER</p>	 <p>RIP CORNER OFF PAPER</p>	 <p>FOLD CORNER SIDES TO CENTER</p>
 <p>TOSS FINISHED PLANE</p>	 <p>FOLD PAPER IN HALF AGAIN</p>	 <p>PULL SIDES DOWN</p>